

My Report











Last Modified: 08/10/2015

1. We'd like to begin with some questions about your participation in recent General Conferences Have you ever attended an IARIW General Conference?

#	Answer	Bar	Response	%
1	Yes		143	83%
2	No		29	17%
	Total		172	

Statistic	Value
Min Value	1
Max Value	2
Mean	1.17
Variance	0.14
Standard Deviation	0.38
Total Responses	172

2. How many General Conferences have you attended?

#	Answer	Bar	Response	%
1	1		35	25%
2	2		19	14%
3	3		26	19%
4	4		13	9%
5	5		7	5%
6	6		9	6%
7	7		4	3%
8	8		5	4%
9	9		1	1%
10	10		3	2%
11	More than 10		18	13%
	Total		140	

Statistic	Value
Min Value	1
Max Value	11
Mean	4.26
Variance	11.38
Standard Deviation	3.37
Total Responses	140

4. How would you rate your overall satisfaction with the General Conferences you have attended (thinking about them on average)?

#	Answer	Bar	Response	%
1	-5 (extremely dissatisfied)		1	1%
2	-4		0	0%
3	-3		1	1%
4	-2		1	1%
5	-1		0	0%
6	0 (Neither satisfied nor dissatisfied)		7	6%
7	1		6	5%
8	2		17	13%
9	3		33	26%
10	4		40	32%
11	5 (extremely satisfied)		19	15%
12	No opinion or don't know		1	1%
	Total		126	

Statistic	Value
Min Value	1
Max Value	12
Mean	9.10
Variance	2.82
Standard Deviation	1.68
Total Responses	126

5. Thinking about the General Conferences that you have attended, what features did you like the best?

1st feature	2nd feature	3rd feature	4th feature	5th feature
Variety of topics	Quality of papers			
quality of attendees	quality of papers	location		
Range of papers	Focus on measurement	Opportunities to meet people informally	Collegiality	
networking opportunities	quality of papers and discussions			
quality of papers	location			
discussant's feedback on my paper(s)	opportunity to discuss many papers	diversity of paper subjects	interesting and diverse venues	chance to meet old friends
papers presented by discussants	lunch together	dancing!		
That many people from my research field (inequality, mobility, taxation) attended	That the quality of sessions was high, with very few really bad papers	That there were joint dinners		
seeing other researchers	papers online by conference time			
Networking	Making new alliances	Scientific program	Good keynote speakers	Social program
Networking (professional as well as social)	Large variety of topics dealt			
Coference papers	Presentations	Networking		
Program	Networking			
SNA	Measure financial risk	Accounting for Finance in the Economy and the SNA		
having a paper included in a plenary or parallel session	presenting a paper as a discussant (always fun but time consuming)	the mix of researchers from across the globe	the IARIW meeting to choose the topics for the next conference (always fun)	the Wednesday social event (always fun and having a whole day mid-week is great)
quality of papers	topics of papers	quality of conference attendees	opportunities to network	social events
Subjects of sessions were relevant and interestingly presented	Discussion of papers was interesting			
Opportunity for mini-courses linked to the conference	Open environment	Opportunities for networking		
networking	papers presented			
Meeting like-minded colleagues	Hearing about new research			
high quality of presenters and papers	being presented by discussant	high interaction through joint meals, social event, length of the program		
That is was about national accounting	having university people and statistical office people together	internationally	closing dinner, and presentation of the next site	
Theory and practice of NA	International Comparisons			
the people and the friendliness	good papers on impornat topics	younger scholars involvement	invited speakers--eg Ruggles Lecture	
the quality of papers	the range of subjects			
variety of topics covered				
papers	delegates			
Range of topics covered	Meeting people working on similar issues	Get comments from discussants	Nice social events and settings	Mix of academic and policy papers
plenary session	agenda covered	excursion		
Networking	Social events	Poster sessions		
professional contacts	hearing about latest developments in economic statistics			
The combination between micro and macro sessions	Meeting people			
well-chosen session topics	the fact that nearly all relevant persons in the field attend the General Conference			
Session content	Social activities			
general presentations				
Meeting colleagues	papers presented	high quality of the conference		

Way of presentation of the papers	Pre-conference training			
Location				
Discussant presents the paper	High quality of the sessions	Social / networking opportunities		
Discussion on papers	Discussions with colleagues			
the theme of the conference	quality of papers			
selected topics and well prepared papers	abstracts of papers	delivering by presenters and not by authors	coffe breaks for informal discussion	
Plenary session	Posters & Parallel session	Short course training	sight seeing	lunch round table discussion
invited speakers	national accounts topics	people from different kinds of organisations		
discussion on topics that interest me	ability to listen/have a discussion with like-minded people	interaction between academics and statistical community	high attendence of interesting colleagues	easy going atmospere
Professional networking	Papers of good quality	x	x	x
Discussants role in the paper presentation				
Boston	Joensuu			
Opportunity to present paper and receive feedback	Networking, getting to know people, having meetings, seeing friends	Venue, food		
Range of topics and approaches				
Discussions of NA issues	The atmosphere of openness for sharing knowledge	The possibility of talking with other National accountants		
Focussed discussions	Interaction between compilers and users of statistcs	Networking		
broad program	good discussants	lively discussions	meeting colleagues	exchange with academics
Opportunity to share ideas with other experts in the field.	Opportunity to meet other national accounts practitioners.	Social activities, since they facilitate making professional connections.	Opportunity to present work of my organization and get feedback.	
networking opportunities	sessions relevant to national accounts			
Several consecutive days of complete immersion in papers in my specialty.	Nice exposure to another culture arranged by the host country.	I get good ideas for my own research.	Exposure to what other countries are doing in terms of policy and statistical work.	
Sessions dedicated to national accounts themes	Discussions outside the usual professional framework			
Excellent feedback from my discussant (on one occasion)	Opportunity to meet/converse with interesting people	Opportunity to keep up with the latest research in my field		
Accomodations in building where conference was held	Geographical location of conference	Other areas to network in the area besides those a part of the official conference		
Interesting topics	Meeting colleagues	Listening and learning new issues	Nice, interesting venues	
Quality of Papers	Background of Paper presenters	Meeting with people		
relative narrow focus of topics- income and wealth issues vs. all of economics	focus on the conference and chance to exchange ideas in social way	quality of the comments	quality of the papers	interesting locations and mid-week adventure day
meeting of statisticians and academics	quality of papers	meeting colleagues working in the same area		
Quality of papers	Possibility of interaction with other members	Presentation by discussant	Topics	
Presentation format using discussants	Quallaity and availability of papers and wide topic range	Limited parallel sessions allowing good attendance and not being to stretched for choice	Excursion	
The tradional way when a discussant present a paper, and then discussions after				
plenary sessions				
National accounts macro	Savings wealth macro	General economic issues	Income and wealth distribution	
Mix of academics and government/international organisation researchers	Presentation by discussants format	Quality of papers/presentations	Plenty of chances for informal networking (eating some meals together etc) especially with worldwide colleagues	Focus of subject matter on things of interest to me
quality of papers	chance to interact with individuals from all over the world			
session topics	quality of papers presented	networking with colleagues	social part of program	group dinners

Keeping up with current knowledge on specific topics	Meeting other people working in the same areas of research	Listening to general discussions with different points of view	Learning what research is occurring in areas that I am not familiar with.	Having the papers available
The location in St Gallen	Boston and the ability to interact with many local scholars	Netherlands and interaction		
discussion	socialization			
Ruggles lecture				
opportunity to present our paper	opportunity to get high quality comments			
The discussants are doing very good job.				
Quality of the papers	Interaction with other participants	Mix of professional and social activities		
Ruggles lecture				
Range of papers and topics	Opportunity to meet and talk with experts			
Networking	Feedback by discussant presenting the paper	High quality papers	Opportunity to present multiple papers	
ability to meet people working in similar areas to mine	Mix of plenary and parallel sessions			
Quality of the papers				
Learning about new research	Networking	Getting feedback on own work		
Opportunity to see people in measurement community	Exposure to new work	Getting reactions to my work		
the organisation of the sessions according to themes	The plenary sessions	overall environs of the conference and general working of the IARIW		
Comprehensive view of economy; macroeconomics and social accounting	Interesting papers	Possibility to discuss national accounts issues with colleagues	See how macroeconomist uses national accounts data	Possibility to state your own opinion by posters or paper
Overall Organisation	Grant of Financial Assistance	Quality of the Papers Discussed, as also the Quality of the Special Lectures	The Location (Country/ City)	Social Events
The best feature of the conference for me is the networking opportunities it provides	The mix of academics and nonacademics	The focus on real world measurement issues		
opportunity to contact a lot of colleagues directly	vide range of topics discussed at the sessions	opportunity to chose a part-time participation in accordance with personal restrictions		
papers discussed by a discussant	mix of general and parallel sessions			
Presentations	Network	Program on presentations	Travel arrangements	
pre-conference workshops on specific topics				
Quality of papers, particularly those in plenary sessions	Participation by top government experts and researchers	Plenary sessions	Mix of theoretical, applied, and measurement/definition sessions	
Range of Topics and Structure	Time Allocation for Sessions	Poster Sessions	Social Event	Opening Session
Ruggles lectures	Conference excursion			
topic	session organisation	place	meeting people	paper presentation
presentation by discussants	networking opportunities			
Poster Sesion	Plenaries	Mid-conference break	Starting reception	Dinner dance at end
timely topics	opportunity to meet all the participants at meals	guest speaker	management of the conference	

This table has more than 100 rows. [Click here to view all responses](#)

Statistic	Value
Total Responses	109

6. Thinking about the General Conferences that you have attended, what features did you like the least?

1st feature	2nd feature	3rd feature	4th feature	5th feature
Papers presented by discussants	The conference is too long			
cost				
Presentation of papers by discussants				
the conference fee				
Too long!	Too many papers!	Almost no papers on actual production processes, too many papers on concepts		
the cost	presentation of papers by discussants			
poor quality discussion of some of my papers over the years				
cost is prohibitive. Too many old people (like me)	probably too long	lack of hotel options used to be a drag		
I dislike that discussants present the papers. That is strange and one misses the opportunity to see the author in action.	I recall that lunches were a bit disorganized, and it was easy ending up by oneself	I did not like the free day in the middle of the week. Being father with small children, time is of the essence when going away for conferences		
separate hotels				
Length of the program, one week is just too long	Parallel session could be more lively			
The feeling you have to be "part of the gang" to be considered				
Cost	Cost	Cost		
Presentations by discussants, not authors				
the Measurement of Well-being				
conferences I missed due to not having a paper included in a plenary or parallel session	location was difficult to reach (in one case)	available accommodations were Spartan (in one case)	overall cost once travel is included is high	some parallel sessions I had to miss due to the nature of having parallel sessions
COST - this conference is way too expensive!	common meal times	lack of hotel choice	obscure locations	
The cost of participation	The fact that you had include the meals in participation			
Cost of the conference				
excessive costs	too long conference			
The 'discussant-presents' model	The sometimes unclear distinction between what makes a session plenary or parallel	The length, especially due to the 'social' day	The rigid set of sessions	
Cost of attending is high				
too many people	little time for discussion of papers	transparance and criteria of selection of papers		
Individual income presentations	poverty			
whole week long event	expenses, especially for young people			
the overall cost	the social events on wednesday: it increase the lenght of the conference (and the cost)			
posh venue and welcome dinner in slovenia				
high cost	opening plenaries			
High costs	Long duration	Unveven quality of papers		
food				
Overall cost	Quality of presentation by discussants (sometimes)			
parallel sessions				
The date (August is always a bad option for me)				
total costs in Boston				
Lack of mentoring program	Food options are usually not that good			
very specific topics				

to few young researchers	rather high costs			
Way of selecting the sessions				
Range of topics				
Very expensive	Submission of abstract too far in advance of conference			
Not specific				
too many papers and not enough time for clarification	too general conclusions and missing of written summary			
too short time for each paper to be presented	too little time to discuss the papers	the ability of discussants		
bad discussants presenting papers	parallel scheduling of papers on topics that interest me	the length of the conference: too many papers are selected	the quality of some of the papers	the lack of involvement of new people
Micro and macro parts are completely separate	Role of statistical offices should be more prominent	There should be a lower price for retired participants covering their own costs	x	x
Conference too long and too expensive				
Cost sometimes expensive	Discussant-led presentation can be a double-edged sword sometimes			
In some cases, the costs of attending the conference				
When 2 sessions in which you have a professional interest conflict.	On rare occasions when the discussant isn't well-chosen, the paper doesn't get the credit it's due.			
papers on the same topic presented at the same time in competing parallel sessions	preparing discussions of bad papers			
Sometimes there is no current session in which I am interested.				
Less and less national accounts dedicated sessions	Too technical papers			
One one occasion my discussant had no expertise in my field and had simply not understood my paper - his presentation was essentially a waste of time	Some (not all) discussants don't do a good job presenting their allocated papers (others do give good, insightful presentations)			
The group excursions did not seem worthwhile				
Meals were an unseverable part of conference packages	Accommodations were an unseverable part of conference packages			
Perhaps too expensive to participate the whole week	Sometimes too much for "insiders", if you do not belong to them you feel outsider	How is continuity of the organization: more young people is needed		
Not any particularly				
relatively expensive				
I regret the disappearance of the contributed paper sessions	Do not find poster sessions a very satisfactory alternative.			
Length of the conference	Cost			
Lack of structure, control and the manner of the Members meeting	Need to encourage more NSO participation			
When it is too short time for the author to answer the questions				
papers in non-poster sessions are presented by a discussant, rather than by the paper author(s)	being held in one of the last two weeks of August			
Cost	In the past at least, long journeys to get to remote places (although certainly with compensations in some cases)	Length, and the day off being a bit of a waste of time (however enjoyable sometimes!)	Recent conferences - only being able to attend half -- effectively 2 separate conferences	In some cases poor value as well as high costs. In others, luxury I would rather not be forced to pay for,
length	having all meals together	cost		
Wednesday tour				
Not having discussants comments available.				
not being able to afford a full stay	not being able to participate in all sessions	not being able to meet everyone		
cost	length			
cost	dinner together every night			
narrowness in the field of topics	cost is too high			

There are not too many sessions to exchange completely new ideas.				
Cost	Lenght	Social events	Packages	Every meal together
Split between micro and macro (parallel sessions)	Discussants not author presenting paper			
discussants that are to present a paper are not prepared				
Discussants presenting papers rather than the authors				
Discussant presenting the paper, not the authors				
Paper presented by discussant	No partial packages available			
Program can be overwhelming				
the registration fee is too high to be covered from own resources				
No provision of Conference Volume containing, at least, the full-length papers discussed	Less time availability to the author(s) to supplement the view points given by the discussant	Somewhat less funding for sustenance, especially to the retired teachers from the LDCs	The mode of decision of the topics of discussion for the coming Conference during General Body Meeting	Quality of vegetarian food
Timing - a long conference during school summer holidays is a big problem for me	There are not enough sessions on topics of interest to me	I think it would be better if the conference was shortened to 3 days	I think it would be better if authors presented their own papers	The conference tends to be quite expensive
Discussants presenting papers				
Poor, sometimes inaccurate, presentations by discussants that sell papers short	Clubiness in decisions regarding conference session topics and content	High cost; unable to book meals, lodging, and registrations separately in some cases		
Some sessions are very technical.	Participation is low at times.	Computer terminal/net connections are not handy.		
Opening voting for sessions in future conference	Sessions tend to focus more on income distribution rather than measurement issues			
publication possibility	time for presentation	parallel sessions interference	diverse pappers	discussion possibilities
too many parallel sessions	insufficient time for discussion from the floor	too many 'micro' topics', not enough 'macro' topics	in recent years, too few papers from NSIs, topics too academic	
too much presentations	not enough time for discussion			
Lack of vegetarian food	sharing room with other participants			
The price of registration to the conference	The fact that the conference is long	Being in August sometimes makes it difficult to attend but clearly it has other advantages (no teaching)		
High costs to attend	It topics do not match my research interest			
Making new friends and reunion with peers	Social cultural exchange and visit			
The high cost of attending the conference	Full week is too long (and the Wednesday excursion makes it look like a disguised vacation)			
too long	too many paralell sessions			
the high cost of the conference				









Statistic	Value
Total Responses	96

7. We are now going to ask you about the 3 most recent General Conferences, asking you about your role, how you funded your attendance, and what sort of conference package you chose. Did you attend the 33rd General Conference (Rotterdam, Netherlands, 24–30 August 2014)?

#	Answer	Bar	Response	%
1	yes		66	52%
2	No		60	48%
	Total		126	

Statistic	Value
Min Value	1
Max Value	2
Mean	1.48
Variance	0.25
Standard Deviation	0.50
Total Responses	126

8. Thinking about the Rotterdam conference, what role do you have? Please check all roles that apply.

#	Answer	Bar	Response	%
1	Paper author, plenary session		6	9%
2	Paper author, parallel session		40	61%
3	Paper author, poster session		10	15%
4	Discussant, plenary session		6	9%
5	Discussant, parallel session		21	32%
6	Session chair		11	17%
7	General participant (without a specific role)		11	17%
8	Other (e.g. accompanying person)		1	2%





Statistic	Value
Min Value	1
Max Value	8
Total Responses	66

9. Thinking about the Rotterdam conference, how were all your costs of participation (i.e. conference fees, accommodation, and travel) covered? Please check all that apply.

#	Answer	Bar	Response	%
1	By your employer		24	36%
2	By your research account		21	32%
3	By your own private funds		23	35%
4	By the IARIW financial assistance programme for paper givers		8	12%
5	By the IARIW bursary programme for economists from statistical agencies in low-income countries		0	0%






Statistic	Value
Min Value	1
Max Value	4
Total Responses	66

10. Thinking about the Rotterdam conference, which source made the largest contribution to your costs of participation?

#	Answer	Bar	Response	%
1	By your employer		20	30%
2	By your research account		21	32%
3	By your own private funds		17	26%
4	By the IARIW financial assistance programme for paper givers		8	12%
5	By the IARIW bursary programme for economists from statistical agencies in low-income countries		0	0%

Statistic	Value
Min Value	1
Max Value	4
Total Responses	66

11. Thinking about the Rotterdam conference, how many days were you registered for the conference?

#	Answer	Bar	Response	%
1	1 day		1	2%
2	2 days		13	20%
3	3 days		8	12%
4	4 days		1	2%
5	Full conference package		43	65%
	Total		66	








Statistic	Value
Min Value	1
Max Value	5
Mean	4.09
Variance	1.71
Standard Deviation	1.31
Total Responses	66

12. Did you attend the 32rd General Conference (Boston, USA, 5–11 August 2012)?

#	Answer	Bar	Response	%
1	yes		69	55%
2	No		57	45%
	Total		126	





Statistic	Value
Min Value	1
Max Value	2
Mean	1.45
Variance	0.25
Standard Deviation	0.50
Total Responses	126

13. Thinking about the Boston conference, what role did you have? Please check all roles that apply.

#	Answer	Bar	Response	%
1	Paper author, plenary session		9	13%
2	Paper author, parallel session		34	49%
3	Paper author, poster session		11	16%
4	Discussant, plenary session		7	10%
5	Discussant, parallel session		20	29%
6	Session chair		9	13%
7	General participant (without a specific role)		12	17%
8	Other (e.g. accompanying person)		1	1%

Statistic	Value
Min Value	1
Max Value	8
Total Responses	69

14. Thinking about the Boston conference, how were all your costs of participation (i.e. conference fees, accommodation, and travel) covered? Please check all that apply.

#	Answer	Bar	Response	%
1	By your employer		31	45%
2	By your research account		24	35%
3	By your own private funds		19	28%
4	By the IARIW financial assistance programme for paper givers		6	9%
5	By the IARIW bursary programme for economists from statistical agencies in low-income countries		0	0%






Statistic	Value
Min Value	1
Max Value	4
Total Responses	69

15. Thinking about the Boston conference, which source made the largest contribution to your costs of participation?

#	Answer	Bar	Response	%
1	By your employer		26	38%
2	By your research account		22	32%
3	By your own private funds		15	22%
4	By the IARIW financial assistance programme for paper givers		6	9%
5	By the IARIW bursary programme for economists from statistical agencies in low-income countries		0	0%

Statistic	Value
Min Value	1
Max Value	4
Total Responses	69

16. Thinking about the Boston conference, how many days were you registered for the conference?

#	Answer	Bar	Response	%
1	1 day		3	4%
2	2 days		7	10%
3	3 days		2	3%
4	4 days		1	1%
5	Full conference package		56	81%
	Total		69	








Statistic	Value
Min Value	1
Max Value	5
Mean	4.45
Variance	1.46
Standard Deviation	1.21
Total Responses	69

17. Did you attend the 31st General Conference (St. Gallen, Switzerland, 22–28 August 2010)?

#	Answer	Bar	Response	%
1	yes		71	56%
2	No		55	44%
	Total		126	






Statistic	Value
Min Value	1
Max Value	2
Mean	1.44
Variance	0.25
Standard Deviation	0.50
Total Responses	126

18. Thinking about the St. Gallen conference, what role did you have? Please check all roles that apply.

#	Answer	Bar	Response	%
1	Paper author, plenary session		7	10%
2	Paper author, parallel session		36	51%
3	Paper author, poster session		13	19%
4	Discussant, plenary session		3	4%
5	Discussant, parallel session		24	34%
6	Session chair		11	16%
7	General participant (without a specific role)		14	20%
8	Other (e.g. accompanying person)		0	0%






Statistic	Value
Min Value	1
Max Value	7
Total Responses	70

19. Thinking about the St Gallen conference, how were all your costs of participation (i.e. conference fees, accommodation, and travel) covered? Please check all that apply.

#	Answer	Bar	Response	%
1	By your employer		30	43%
2	By your research account		27	39%
3	By your own private funds		14	20%
4	By the IARIW financial assistance programme for paper givers		4	6%
5	By the IARIW bursary programme for economists from statistical agencies in low-income countries		2	3%






Statistic	Value
Min Value	1
Max Value	5
Total Responses	70

20. Thinking about the St Gallen conference, which source made the largest contribution to your costs of participation?

#	Answer	Bar	Response	%
1	By your employer		28	40%
2	By your research account		25	36%
3	By your own private funds		12	17%
4	By the IARIW financial assistance programme for paper givers		3	4%
5	By the IARIW bursary programme for economists from statistical agencies in low-income countries		2	3%

Statistic	Value
Min Value	1
Max Value	5
Total Responses	70

21. Thinking about the St. Gallen conference, how many days were you registered for the conference?

#	Answer	Bar	Response	%
1	1 day		2	3%
2	2 days		4	6%
3	3 days		3	4%
4	4 days		2	3%
5	Full conference package		59	84%
	Total		70	

Statistic	Value
Min Value	1
Max Value	5
Mean	4.60
Variance	1.03
Standard Deviation	1.01
Total Responses	70

23. Thinking about your potential attendance at future General Conferences, what changes to conference features and characteristics would be most likely to increase the chances of your participation?

1st feature	2nd feature	3rd feature	4th feature	5th feature
Availability of financial support	Reduction of the length of the conference	Papers presented by authors		
cost				
Easily accessible location	Greater likelihood of having an opportunity to be on the program	Cost		
Acceptance of my paper	Availability of funds from IARIW and my institution			
shorter conference	higher quality of papers			
lower cost	flexibility to participate	possibility to submit a paper only a few months before the conference		
Budget is always important and international travel near impossible for approval	issue-application at a sub-national level			
Fewer days	stop putting it in bizarre hard to get to places			
keeping discussants as the presenters of the paper	having a paper accepted for oral presentation	asked to be a discussant of interesting paper(s)	venue / city	
shorter	cheaper	flexible attendance		
Ensure high quality of papers, keeping up the lower bar	More open sessions like "taxation", "income mobility", "inequality" and fewer very narrow topical sessions. As it is now, the session organizers basically decides who can come and there are few open paper slots	Skip inviting people to poster sessions. They are never as nice as are ordinary sessions.		
none				
Shorter length of the program	Appealing keynote speakers	Sound and interesting social program	More lively parallel sessions	
Location not too far or in a place where I have other reasons to come	Reasonable price			
Reduce the cost				
Slightly shorter, maybe 3-4 days with social programme during the weekend				
Accounting for Finance in the Economy and the SNA	Measure financial risk			
inclusion of a paper in a plenary or parallel session	session topics related to my current and future research interests	closer proximity of the host city / less travel costs involved	better available accommodations	better representation of North American researchers
Total cost - we do not need 4 star conference venues				
Lowering costs of participation				
An economic package	Located in Europe	Interesting topics		
cheaper	shorter			
Reduction in overall cost	Opportunity to attend only part of the conference			
Moving to an 'author-presents' (or providing the option of an 'author-presents') model	Cutting out the social day	A smaller and wider range of sessions		
Lower cost				
lower costs	more focus (in terms of economic topics) on the country visited			
stronger (renewed) focus on NA				
shorter time span	less costly facilities	location	participation of friends and colleagues	
lower cost				
larger variety	workshops offered (using STATA, R, or Matlab)			
lower costs	shorter conference			
Lower costs	More varied accommodation options (in terms of costs)	Shorter duration	More quality control of papers	
Relevant topic	location			
shorter duration	later deadline for submission	reduced cost		
more discrimination about papers accepted				
Moving the dates from August to July or September				

topics related to my professional duties	country of conference place			
encouraging young researchers	reduction of the time to only 2,5 days			
Topics selected in different sessions	Financial assistance			
More micro-economic topics	Convenient and/or nice location			
Reduce price (i.e. by not including accommodation in conference price, perhaps less fancy dinners etc)	Deadline for abstracts about 6 months before conference			
Given distance and cost (from NZ) timing the conference close to a similar international meeting	More flexible accommodation options (eg own arrangements)			
Theme of the conference	Cost involved			
Location - within SE Asia and Oceania	Duration - 4 days or shorter	Excursions - outside the core conference timeframe		
selected topics of national accounts	clarity abstracts of papers	earliest accessibility of papers on web		
Paper contribution	Society membership			
Topics	Where the conference is hosted	Time in the year		
less papers	with higher quality	more flexible mix of discussants and authors presenting papers	higher involvement of non-incumbents	linking to actual policy topics
Special price for retired participants covering their own costs	Geografic location	x	x	x
Reduce the length of the Conference	Reduce the registration cost			
the balance between my research fund and the cost to attend	the timing of my research paper published	my university acceptance for my participate to the conference		
Availability of topics related to my research so that I can submit a paper				
The agenda having more national accounts issues				
Total costs of the conference	The number of sessions directly of interest to my field of expertise (national accounts and prices)			
more national accounts topics				
Better exchange of ideas between the micro/macro participants.	Session topics that fit into my work so I can present a paper (otherwise my participation will not be financed) .			
better quality of papers	more participation by academics			
Being able to present my work at the conference; employer is likely to pay only under that circumstance.	Don't let cost of attendance get too high, in which case employer will balk about paying.			
More national accounts sessions	Intervention of knowledgeable speakers with high pedagogic skills	Attractive locations		
Some kind of guarantee of a competent discussant	Reduction in cost			
Ease of travel; that is major city with lots of flights so reasonable prices can be gotten	flexibility of package			
A la carte options for registration	Location			
A bit shorter time	Not too expensive			
cost in participating	The subject chosen for the conference	Paper presenters		
timing. I didn't attend the last two because classes started at my university make it earlier in summer				
I would be in favour of authors presenting their own papers with comments by discussant	more attention to statistical issues in low income economies	less attention to happiness research which diverts attention from achieving, maintaining and improving quality of national accounts.		
Opportunity given to me by my employer	Time of the year	City where it will be hosted		
Shorter conference				
topics(subject)	country	length of the conference	month of the year	
Relevance of sessions	Keynote speakers	Personal involvement, e.g. - discussant	Excursion	
Having papers presented by authors with a discussant to open the discussion				
Priority for National Accounts topics	Better balance between National Accounts topics and Income Distribution topics	No change		
High quality papers	Being on the program	No mid-week social outing		
being held in one of the last two weeks of August	papers in non-poster sessions are presented by a discussant, rather than by the paper author(s)			

Conference programme	Costs	Location		
Lower cost per day	Sessions in which I could have a paper accepted	Shorter: 4 days with day ending early and a trip? Organise the Council and editorial meetings before or after rather than during?	Somewhere convenient to travel to	
topics of sessions				
a good venue	having a paper accepted for a parallel or plenary session	being a discussant		
Having the possibility to chair or assist in some fashion.				
IARIW financial assistance	dates of the conference	paper selection	role as a discussant	ability to attend different sessions
Decrease its cost	No need to rent conference centers	No need to have all dinners planned		
reduction in the cost	reduction in the number of days			
broadness of topics	cost			
Having opportunity to exchange new ideas.				
Handicapped access				
Reduction in cost	Reduction in number of days			
Country and cost to travel from southern hemisphere	Topics and papers of relevance to my work			
no changes				
Authors able to present their own papers				
Authors presenting their papers				
Paper presentation by author	Availability of partial package			
Opportunity to see people in measurement community				
the time of the year. i prefer the summer and the fall.	themes and topics with interest	location	mix of plenary and parallel sessions	
I am fully satisfied with the current patterns. Financial support is a major issue. Availability of sufficient funds automatically ensures the participation in forthcoming conferences				
To increase number of paralel sessions	To issue more special numbers of RoIW	To lower total costs of the conference		
Theme(s) of my interest	Acceptance of the Paper(s) submitted/ Invitation to act as a Discussant	Provision of sufficient funding by the IARIW	Own expenditure involved	The host country/ city
Shortening the conference and/or moving it away from school summer holidays	I can only attend the conference if I present a paper (otherwise I cannot charge my costs)	It depends on the list of sessions (how interesting they are to me)	Where the conference is located (nicer locations are more appealing)	
lower expenditures due to a less luxurious venue				
Half sponsored for members coming from developing countries				
a program that includes topics I am interested in	lower costs	not always having discussant present--(OK for some sessions)		

This table has more than 100 rows. [Click here to view all responses](#)

Statistic	Value
Total Responses	122

24. Thinking about the format of future General Conferences, how would you rank each of the following options? Enter "1" for your most-preferred option, "2" for your second-most-preferred option, and so on.

#	Answer	1	2	3	Total Responses
1	The existing format (5 days, Monday-Friday, with no sessions on the Wednesday, but with an excursion included in the conference package)	56	16	71	143
2	Conference held over 4 days (Monday-Thursday), with optional excursion on the Friday	53	76	14	143
3	Conference held over 4 days (Tuesday-Friday), dropping the current excursion day in the middle of the conference	34	51	58	143
	Total	143	143	143	-

Statistic	The existing format (5 days, Monday-Friday, with no sessions on the Wednesday, but with an excursion included in the conference package)	Conference held over 4 days (Monday-Thursday), with optional excursion on the Friday	Conference held over 4 days (Tuesday-Friday), dropping the current excursion day in the middle of the conference
Min Value	1	1	1
Max Value	3	3	3
Mean	2.10	1.73	2.17
Variance	0.88	0.40	0.62
Standard Deviation	0.94	0.63	0.79
Total Responses	143	143	143

25. Thinking about the mode of paper presentation at future General Conferences, how would you rank each of the following options? Enter "1" for your most-preferred option, "2" for your second-most-preferred option, and so on.

#	Answer	1	2	3	4	Total Responses
1	The existing format (every paper is presented by a discussant who is chosen in advance)	59	10	28	40	137
2	Some sessions where authors present papers (and there is no nominated discussant)	22	58	41	16	137
3	Leave the decision about whether to have pre-nominated discussants to the session organiser(s)	14	50	49	24	137
4	Have every paper in a session presented by its author	42	19	19	57	137
	Total	137	137	137	137	-

Statistic	The existing format (every paper is presented by a discussant who is chosen in advance)	Some sessions where authors present papers (and there is no nominated discussant)	Leave the decision about whether to have pre-nominated discussants to the session organiser(s)	Have every paper in a session presented by its author
Min Value	1	1	1	1
Max Value	4	4	4	4
Mean	2.36	2.37	2.61	2.66
Variance	1.69	0.79	0.80	1.68
Standard Deviation	1.30	0.89	0.89	1.30
Total Responses	137	137	137	137

26. Supposing future General Conferences were to continue using discussants, how would you rank each of the following options for selection of discussants? Enter "1" for your most-preferred option, "2" for your second-most-preferred option, and so on.

#	Answer	1	2	3	4	Total Responses
1	The existing format (discussants arranged by the session organiser in advance)	82	30	14	11	137
2	Paper authors can propose discussants from other conference participants (with final selection by session organiser)	26	49	32	30	137
3	Discussants are the authors of the other papers from the same session	17	24	61	35	137
4	Session organisers and/or session chair discuss the papers	12	34	30	61	137
	Total	137	137	137	137	-

Statistic	The existing format (discussants arranged by the session organiser in advance)	Paper authors can propose discussants from other conference participants (with final selection by session organiser)	Discussants are the authors of the other papers from the same session	Session organisers and/or session chair discuss the papers
Min Value	1	1	1	1
Max Value	4	4	4	4
Mean	1.66	2.48	2.83	3.02
Variance	0.92	1.08	0.91	1.05
Standard Deviation	0.96	1.04	0.95	1.03
Total Responses	137	137	137	137

27. Thinking about the role of Contributed Paper sessions for future General Conferences, how would you rank each of the following options? Enter "1" for your most-preferred option, "2" for your second-most-preferred option, and so on.

#	Answer	1	2	3	4	Total Responses
1	The existing format (more than half the sessions are on topics agreed and announced after the previous General Conference; the remaining sessions are contributed paper sessions and poster sessions)	86	25	7	19	137
2	More contributed paper sessions (at least 50% of all sessions)	30	81	22	4	137
3	Having all sessions as contributed paper sessions (or poster sessions), with the exception of an opening session (and the Ruggles Lecture)	13	24	98	2	137
4	Having all sessions as contributed paper sessions (or poster sessions)	8	7	10	112	137
	Total	137	137	137	137	-

Statistic	The existing format (more than half the sessions are on topics agreed and announced after the previous General Conference; the remaining sessions are contributed paper sessions and poster sessions)	More contributed paper sessions (at least 50% of all sessions)	Having all sessions as contributed paper sessions (or poster sessions), with the exception of an opening session (and the Ruggles Lecture)	Having all sessions as contributed paper sessions (or poster sessions)
Min Value	1	1	1	1
Max Value	4	4	4	4
Mean	1.70	2.00	2.65	3.65
Variance	1.15	0.50	0.45	0.69
Standard Deviation	1.07	0.71	0.67	0.83
Total Responses	137	137	137	137

28. Thinking about the length of Contributed Paper sessions for future General Conferences, how would you rank each of the following options? Enter "1" for your most-preferred option, "2" for your second-most-preferred option, and so on.

#	Answer	1	2	3	Total Responses
1	The existing format (every session runs for 3 hours, usually with 6 papers)	48	34	55	137
2	A mix of 3-hour and 1.5-hour sessions	47	83	7	137
3	All sessions to be 1.5 hours long	42	20	75	137
	Total	137	137	137	-

Statistic	The existing format (every session runs for 3 hours, usually with 6 papers)	A mix of 3-hour and 1.5-hour sessions	All sessions to be 1.5 hours long
Min Value	1	1	1
Max Value	3	3	3
Mean	2.05	1.71	2.24
Variance	0.75	0.31	0.80
Standard Deviation	0.87	0.56	0.90
Total Responses	137	137	137

29. Thinking about the paper submission process for future General Conferences, how would you rank each of the following options? Enter "1" for your most-preferred option, "2" for your second-most-preferred option, and so on.

#	Answer	1	2	3	4	Total Responses
1	Early deadline (usually 12 months before the conference, but only abstracts need to be submitted)	44	36	14	43	137
2	Later deadline (6 months before conference, but only abstracts need to be submitted)	60	31	32	14	137
3	Later deadline (6 months before the conference, and only complete papers can be submitted)	11	43	72	11	137
4	Even later deadline (4 months before the conference, and only complete papers can be submitted)	22	27	19	69	137
	Total	137	137	137	137	-

Statistic	Early deadline (usually 12 months before the conference, but only abstracts need to be submitted)	Later deadline (6 months before conference, but only abstracts need to be submitted)	Later deadline (6 months before the conference, and only complete papers can be submitted)	Even later deadline (4 months before the conference, and only complete papers can be submitted)
Min Value	1	1	1	1
Max Value	4	4	4	4
Mean	2.41	2.00	2.61	2.99
Variance	1.52	1.09	0.56	1.35
Standard Deviation	1.23	1.04	0.75	1.16
Total Responses	137	137	137	137

30. Do you have any other suggestions about how the scientific part of future General Conferences might be organised?

Text Response
no
No
Allow for more turnover in the session organizers and session topics (i.e. no repeats from the previous General Conference)
Organise pairs of papers with opposite views on controversial issues.
communication (among the contributors) of advance versions of the papers of the respective session
Leave it to the younger generation who need to become invested in the organization for it to continue to flourish
Not Specific
6 months before the conference abstracts can be submitted and 3 months before conference complete papers
No
A more active role could be played by the council to invite outsiders to organise sessions
There should still be a discussant for every paper that is presented by its author if authors start to present some or all papers.
not specific
No
Two Panel Sessions discussing a topic
The chair should be responsible
No
The organized sessions should not be a complete mix of proposed sessions as is the case for the next conference--although it is a nice inclusive idea. Some 'hot' topics could be identified by the governing council.
na
Theme-wise publication (hard printing) of the Conference Volumes containing the Full-Length papers discussed; Provision of Conference-kit with a souvenir value; Provision of perfect multi-media system in the paper presentation venues.
I strongly favour letting authors present their own papers
what is the "scientific part"
I like the way it is.
Set up on-line voting for sessions of the next conference. The proposal can be submitted on-line on the first day of the current conference or even earlier (one week to one month prior to?) and the voting should be conducted during the conference and announced at the end of the conference.
No
Open up the agreed topics sessions to new people, often they are recurrently the same professors that organize them...
More paper publish opportunity
Give chance to all submitters equality-equity to all regional study events distributed in the conference session. This in terms to keep the participant will not get bored and having experience-knowledge very broadly study area and regional experiences, Thank
One suggestion is to have paper development workshops/session for young scholars or papers with publication potential in the Review of Income and Wealth. In such a session, the author(s) can receive feedback and comments from senior scholars (referees/editors/...) on their paper. The reason why I give this suggestion is that I once received an e-mail with an invitation to submit a paper that I presented at IARIW. This came as a bit of a surprise as I thought the paper was not yet well developed. By organizing a paper development workshop/session or something likewise the process could be made more explicit and also the link with the journal can be firmer established.
one minute flash sessions by young scientists, audience votes best contribution.

Statistic	Value
Total Responses	29

31. Thinking about the Gala dinner on the final day of a future General Conference, how would you rank each of the following options? Enter "1" for your most-preferred option, "2" for your second-most-preferred option, and so on.

#	Answer	1	2	3	4	Total Responses
1	The existing model, i.e. with gala dinner	56	27	29	25	137
2	Retaining the dinner, but aiming for a lower-cost model	42	63	27	5	137
3	A pay-as-you-go dinner (not included in the conference package)	25	38	69	5	137
4	Dropping the Gala Dinner altogether	14	9	12	102	137
	Total	137	137	137	137	-

Statistic	The existing model, i.e. with gala dinner	Retaining the dinner, but aiming for a lower-cost model	A pay-as-you-go dinner (not included in the conference package)	Dropping the Gala Dinner altogether
Min Value	1	1	1	1
Max Value	4	4	4	4
Mean	2.17	1.96	2.39	3.47
Variance	1.33	0.65	0.68	1.00
Standard Deviation	1.15	0.81	0.83	1.00
Total Responses	137	137	137	137

32. Thinking about the country location for future General Conferences, how would you rank each of the following options? Enter "1" for your most-preferred option, "2" for your second-most-preferred option, and so on.

#	Answer	1	2	3	Total Responses
1	Continuing to have most conferences in western Europe	62	22	53	137
2	More actively rotating the conference between western Europe and other world regions	41	93	3	137
3	Explicitly rotating the conference between world regions	34	22	81	137
	Total	137	137	137	-

Statistic	Continuing to have most conferences in western Europe	More actively rotating the conference between western Europe and other world regions	Explicitly rotating the conference between world regions
Min Value	1	1	1
Max Value	3	3	3
Mean	1.93	1.72	2.34
Variance	0.84	0.25	0.73
Standard Deviation	0.92	0.50	0.85
Total Responses	137	137	137

33. Thinking about the within-country location for future General Conferences, how would you rank each of the following options? Enter "1" for your most-preferred option, "2" for your second-most-preferred option, and so on.



#	Answer	1	2	Total Responses
1	Specialist venue such as a conference centre (as is currently usually the case)	81	56	137
2	University-type conference facilities	56	81	137
	Total	137	137	-

Statistic	Specialist venue such as a conference centre (as is currently usually the case)	University-type conference facilities
Min Value	1	1
Max Value	2	2
Mean	1.41	1.59
Variance	0.24	0.24
Standard Deviation	0.49	0.49
Total Responses	137	137

34. The next and final section of the survey asks for details about you. But before moving to this, is there anything else that you'd like to comment on regarding General Conferences that has not been covered or not covered sufficiently in the survey so far? Please write in your views:







Text Response	
no	
re within country location, I'm indifferent. The more important criteria are the quality of the venue, cost (more modest, if possible), and ease to facilitate group interactions	
The location must provide places to meet and talk near the conference, so it is better to have it in a city	
Have the General Conference rotate between Western Europe, North America, and elsewhere for a si-year cycle, then repeat. Have a General Conference in Canada or Turkey for 2018, 2020, or beyond.	
the crucial role of total cost of venue and organization has not been explicitly addressed. Current fees are way out of line with academic norms. Why did the questionnaire not ask how much it would be reasonable to pay for conference registration?	
How about opening the conference for members only? How about allowing for another international language (French, and Spanish)	
Travelling from NZ is costly and time consuming, so attendance at IARIW conferences needs to be very well justified. Accordingly, if the location and date of the conference are chosen to approx. align with any other major, related meetings (Eg OECD National Accounts meeting; UN City Group meetings) then this helps. I am mainly thinking of timing, as location can be more general, eg "somewhere in Europe".	
None	
No comment	
It is essential that there be a broad choice of accomodation facilities so that participants are not forced to pay for very expensive conference hotel facilities	
Low cost options should be available, but taking all meals together should be encouraged.	
The ranking questions on the last few pages have had no facility to indicate the strength of preferences - in some cases I was almost indifferent and would not want my response to count with the same strength as someone who has a strong opinion, in other cases I had a strong opinion and would have wanted to indicate this.	
The IARIW organization needs some overhead staff and organizational funding of future conferences. Putting the burden on hosting statistical agencies is unsustainable for a future approach that leads to an unpredictable and inconsistent quality of conferences from year to year.	
No	
Easy to get to locations	
On the last Q, my response assumes the Uni-type facilities are cheaper. Aside from cost I have no objection to conference centres!	
The conference must also be held in 3rd world countris as this will allow networking and presence of LDc researchers	
No	
no	
The association should consider granting those with a 20-year membership as "senior members" who can enjoy life-long membership even without paying fees or by contribution only.	
No	
No	
Poster presentation for conference should be facilitated by online submission management and already be in the elctronic, It is not in the manual paper and hanging around of the board of poster presentation. This can be done by advanced technology application on the poster management organiser. Thanks	
Statistic	Value
Total Responses	23

35. About you Your sex:

#	Answer	Bar	Response	%
1	Male		93	69%
2	Female		42	31%
	Total		135	











Statistic	Value
Min Value	1
Max Value	2
Mean	1.31
Variance	0.22
Standard Deviation	0.46
Total Responses	135

36. Your age:

#	Answer	Bar	Response	%
1	less than 30 years		2	1%
2	30-39		19	14%
3	40-49		35	26%
4	50-59		30	22%
5	60-69		33	25%
6	70 or more		16	12%










Statistic	Value
Min Value	1
Max Value	6
Total Responses	134















37. Your principal employment:

#	Answer	Bar	Response	%
1	National statistical agency		29	21%
2	Other national or local government department or agency		10	7%
3	International agency (World Bank, OECD, UN, ILO, etc.)		7	5%
4	Other Non-Governmental Agency		6	4%
5	University or other higher-education institution		67	50%
6	Private sector employee		2	1%
7	Self-employed		4	3%
8	Student		1	1%
9	Retired		17	13%
10	Other		2	1%

Statistic	Value
Min Value	1
Max Value	10
Total Responses	135

38. In which country do you reside?

#	Answer	Bar	Response	%
1	Please select below...		0	0%
2	Afghanistan		0	0%
3	Albania		0	0%
4	Algeria		0	0%
5	Andorra		0	0%
6	Angola		0	0%
7	Antigua and Barbuda		0	0%
8	Argentina		2	2%
9	Armenia		1	1%
10	Australia		3	2%
11	Austria		4	3%
12	Azerbaijan		0	0%
13	Bahamas		0	0%
14	Bahrain		0	0%
15	Bangladesh		0	0%
16	Barbados		0	0%
17	Belarus		0	0%
18	Belgium		2	2%
19	Belize		0	0%
20	Benin		0	0%
21	Bhutan		0	0%
22	Bolivia		0	0%
23	Bosnia and Herzegovina		0	0%
24	Botswana		0	0%
25	Brazil		0	0%
26	Brunei		0	0%
27	Bulgaria		0	0%
28	Burkina Faso		0	0%
29	Burma/Myanmar		0	0%
30	Burundi		0	0%
31	Cambodia		0	0%
32	Cameroon		0	0%
33	Canada		7	5%
34	Cape Verde		0	0%
35	Central African Republic		0	0%
36	Chad		0	0%
37	Chile		0	0%
38	China		1	1%
39	Colombia		0	0%
40	Comoros		0	0%
41	Congo		0	0%
42	Congo, Democratic Republic of		0	0%
43	Costa Rica		0	0%
44	Cote d'Ivoire/Ivory Coast		0	0%
45	Croatia		1	1%
46	Cuba		0	0%
47	Cyprus		0	0%
48	Czech Republic		0	0%
49	Denmark		2	2%
50	Djibouti		0	0%
51	Dominica		0	0%
52	Dominican Republic		0	0%

53	East Timor		0	0%
54	Ecuador		0	0%
55	Egypt		0	0%
56	El Salvador		0	0%
57	Equatorial Guinea		0	0%
58	Eritrea		0	0%
59	Estonia		0	0%
60	Ethiopia Fiji		0	0%
61	Finland		3	2%
62	France		5	4%
63	Gabon		0	0%
64	Gambia		0	0%
65	Georgia		0	0%
66	Germany		8	6%
67	Ghana		0	0%
68	Greece		1	1%
69	Grenada		0	0%
70	Guatemala		0	0%
71	Guinea		0	0%
72	Guinea-Bissau (Bissau) (AF)		0	0%
73	Guyana		0	0%
74	Haiti		0	0%
75	Honduras		0	0%
76	Hungary		1	1%
77	Iceland		0	0%
78	India		8	6%
79	Indonesia		1	1%
80	Iran		0	0%
81	Iraq		0	0%
82	Ireland		1	1%
83	Israel		3	2%
84	Italy		3	2%
85	Jamaica		0	0%
86	Japan		9	7%
87	Jordan		0	0%
88	Kazakstan		0	0%
89	Kenya		0	0%
90	Kiribati		0	0%
91	Korea, North		0	0%
92	Korea, South		1	1%
93	Kuwait		0	0%
94	Kyrgyzstan		0	0%
95	Laos		0	0%
96	Latvia		0	0%
97	Lebanon		0	0%
98	Lesotho		0	0%
99	Liberia		0	0%
100	Libya		0	0%
101	Liechtenstein		0	0%
102	Lithuania		0	0%
103	Luxembourg		1	1%
104	Macedonia		1	1%
105	Madagascar		0	0%
106	Malawi		0	0%
107	Malaysia		0	0%

108	Maldives		0	0%
109	Mali		0	0%
110	Malta		0	0%
111	Marshall Islands		0	0%
112	Mauritania		0	0%
113	Mauritius		0	0%
114	Mexico		0	0%
115	Micronesia		0	0%
116	Moldova		0	0%
117	Monaco		0	0%
118	Mongolia		0	0%
119	Montenegro		0	0%
120	Morocco		0	0%
121	Mozambique		0	0%
122	Namibia		0	0%
123	Nauru		0	0%
124	Nepal		1	1%
125	Netherlands		6	5%
126	New Zealand		3	2%
127	Nicaragua		0	0%
128	Niger		0	0%
129	Nigeria		0	0%
130	Norway		1	1%
131	Oman		0	0%
132	Pakistan		0	0%
133	Palau		0	0%
134	Panama		0	0%
135	Papua New Guinea		0	0%
136	Paraguay		0	0%
137	Peru		0	0%
138	Philippines		0	0%
139	Poland		2	2%
140	Portugal		1	1%
141	Qatar		0	0%
142	Romania		0	0%
143	Russian Federation		2	2%
144	Rwanda		0	0%
145	Saint Kitts and Nevis		0	0%
146	Saint Lucia		0	0%
147	Saint Vincent and the Grenadines		0	0%
148	Samoa		0	0%
149	San Marino		0	0%
150	Sao Tome and Principe		0	0%
151	Saudi Arabia		0	0%
152	Senegal		0	0%
153	Serbia		0	0%
154	Seychelles		0	0%
155	Sierra Leone		0	0%
156	Singapore		0	0%
157	Slovakia		0	0%
158	Slovenia		2	2%
159	Solomon Islands		0	0%
160	Somalia		0	0%
161	South Africa		2	2%
162	Spain		2	2%

163	Sri Lanka		0	0%
164	Sudan		0	0%
165	Suriname		0	0%
166	Swaziland		0	0%
167	Sweden		5	4%
168	Switzerland		1	1%
169	Syria		0	0%
170	Taiwan		0	0%
171	Tajikistan		0	0%
172	Tanzania		1	1%
173	Thailand		0	0%
174	Togo		0	0%
175	Tonga		0	0%
176	Trinidad and Tobago		0	0%
177	Tunisia		0	0%
178	Turkey		0	0%
179	Turkmenistan		0	0%
180	Tuvalu		0	0%
181	Uganda		0	0%
182	Ukraine		0	0%
183	United Arab Emirates		0	0%
184	United Kingdom		13	10%
185	United States		19	15%
186	Uruguay		0	0%
187	Uzbekistan		0	0%
188	Vanuatu		0	0%
189	Vatican City		0	0%
190	Venezuela		0	0%
191	Vietnam		0	0%
192	Yemen		0	0%
193	Zambia		0	0%
194	Zimbabwe		0	0%
195	Other		0	0%
	Total		130	






Statistic	Value
Min Value	8
Max Value	185
Mean	109.24
Variance	3,538.79
Standard Deviation	59.49
Total Responses	130

39. Your IARIW membership

#	Answer	Bar	Response	%
1	Individual member		103	79%
2	Nominated via Institutional Member		28	21%
	Total		131	

Statistic	Value
Min Value	1
Max Value	2
Mean	1.21
Variance	0.17
Standard Deviation	0.41
Total Responses	131

40. How many IARIW Special Conferences have you attended?

#	Answer	Bar	Response	%
1	None		56	42%
2	1		37	28%
3	2		16	12%
4	3		11	8%
5	More than 3		12	9%
	Total		132	

Statistic	Value
Min Value	1
Max Value	5
Mean	2.14
Variance	1.69
Standard Deviation	1.30
Total Responses	132

41. What other professional and/or academic conferences do you attend most frequently? Please name up to 3 conferences:

Name of conference 1	Name of conference 2	Name of conference 3
Asociación Argentina de Economía Política (Argentina)	Jornadas de Economía del Banco Central del Uruguay	European Trade Study Group
IZA		
Joint Statistical Meeting	Society for Economic Measurement	Allied Social Science Meetings
EWEPA	World KLEMS	
World Statistics Congress		
ECINEQ		
CANADIAN ECONOMICS ASSOCIATION		
ISI		
RES	EALE	ECINEQ
American Economic Association	NBER	CRIW
Colloque Association de Comptabilité Nationale		
Population Association of America	Association for Public Policy Analysis and Management	American Economics Association
American Economic Assoc	Population Assoc of America	Assoc for Public Policy Analysis & Management
ISI	IAOS	Econometric Society
SOLE	CEA	AEA
Canadian Economics Association	American Economic Association	
UN expert conferences	Academic conferences within country	
FISS		
ECINEQ	IIPF	EALE
Eclneq	ESPE	EcoMod
SEM	NBER Summer Institute	
ESPAnet	ECINEQ	IMA
IIOA		
IIOA	Austrian Society on Economics	
APPAM	AEA	PAA
ESRA	ASSEA	ECINEQ
ESPE	ECINEQ	EALE
German Economics Association	PEGNET Annual Conference	Development Economics Annual Conference
IIOA	World KLEMS	AEA
ESPE	ECINEQ	EALE
economic history society		
ECINEQ	ESPE	
conferences organized by national universities		
ZEW ICT Conference		
American Economic Association	U.S. Federal Committee on Statistical Methodology	U.S. Southern Economic Association
Verein für Socialpolitik	EEA	
IARNIW		
ASSA		
APPAM	CEA	
NZ Association of Economists		
Business Education		
Econometrics Society	NZ Association of Economists	
OECD WPFS - WPNA meeting	NAWG meeting	
ISI	The society for measuring economics	
OECD WPNA		
IIOA	x	x
Econometric Society Meetings		
ECINEQ		
World Statistics Conference		

OECD WPNA		
Society for Economic Measurement	ASSA	
AEA	ASA	SEA
Association de comptabilité nationale		
CSAE annual conference		
ASSA	SEM	ASA
ASA Joint Statistical Meetings	CRIW Summer Institute	NABE Policy and Annual Meetings
Schumpeter conference	ABCDE conference (WORLD Bank)	Globelics conference
National Accounts expert meetings		
ECINEQ		
IIOA	IAOS	
Royal Statistical Society		
Input-Output conference		
American Economic Association	Association for Public Policy Analysis and Management	NBER summer institute
Economist association on Sweden		
ASSA	SOLE	
ASSA	Ecineq	
Canadian Economic Association	OECD	
World KLEMS		
Economic Policy	Economic Theory	
ECINEQ		
ECINEQ		
ISI	IIOA	
ISI	IIOA	
AEA		
Coll. Assoc. de Compt. Nation.		
ISI	IAOS	
PAA	RES	EALE
World Klems	ZEW ICT conference	conferences organised by OECD
ECINEQ	LACEA	
Society for Economic Measurement		
NBER/CRIW Summer Institute	ASSA Meeting	Various NBER conferences
labour economists asso. conference	israeli economists conference	
RDW, ILO, Geneva	IAFFE	WSSF
UNECE Group of Experts on National Accounts		
SABE	IAREP	International Atlantic Economic Conference
The Indian association for research in Income and Wealth (IARNIW) Conference	The Indian Econometric Society Conference	The Indian Economic Association Conference
Society for Economic Measurement		
NA experts meetings in UNECE, OECD	ICP meetings in World Bank, Eurostat, OECD	CIS meetings on NA and ICP
iatur	German Statistical Week	eale
SNA 2008 south africa	lariw	
American Economics Association	Population Association of America	
GTAP	IEA-World Congress	
KLEMS conference	AHEC conference	ASSA conference
OECD	EU	Foresight Forum
Japan accounting association		
Growth and Development Conference	North American Productivity workshop	European Productivity Workshop
ECINEQ	Population Economics	
ISI	SEM	
ECINEQ	FISS	ENHR
Swiss Public Sector Financial Reporting Advisory Committee	Eurostat	OECD - IMF

This table has more than 100 rows. [Click here to view all responses](#)

Statistic	Value
-----------	-------

42. Finally, do you wish to enter the Prize Draw for survey respondents?

#	Answer	Bar	Response	%
1	Yes		78	58%
2	No		57	42%
	Total		135	

Statistic	Value
Min Value	1
Max Value	2
Mean	1.42
Variance	0.25
Standard Deviation	0.50
Total Responses	135